



Registering for classes in MyRebel

1. MyRebel works best with **Firefox** at: <https://www.mozilla.org/en-US/firefox>



2. Go to www.hillcollege.edu and click on my rebel.



3. Your user name is your first name.last name **Example:** Jane Doe **Username:** jane.doe

Your Password is your last name (first letter capitalized) & the last four digits of your Student ID Number.

Example: Jane Doe ID # 123456789 **Password:** Doe6789

User Name: Password: [Login Help](#)



Username and password also applies to:

Student Email

Blackboard

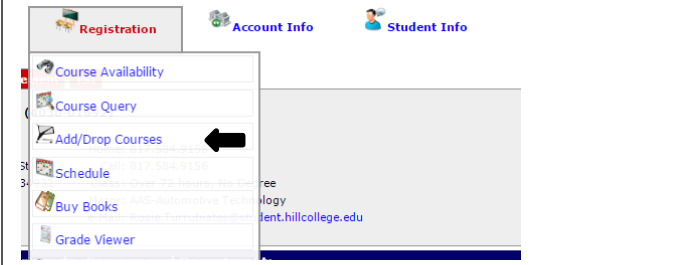
4. Once logged on select Campus Connect.

[Home](#) | [Campus Connect](#) | [Financial Services](#) | [Student Life](#) | [Advising Center](#) | [My Pages](#)
 You are here: [Campus Connect](#) > [Student Access](#)

5. Scroll to the bottom of the page and click the link in red that says,

[Click here to continue to the MyRebel Student Portal](#)

6. Hover over Registration tab, a drop down menu will appear. Select Add/Drop Courses



7. Select:

Semester	Location	Subject
Spr 2017 2nd 8	-- All Campuses --	*** ALL DEPARTMENTS ***
May 2017 Mini	Hillsboro Campus	Accounting
Summer I 2017	Bosque County Center	Adv Java Programming
Summer II 2017	Burleson Center	Agriculture
	Burleson Early College	Art
	Clebume Technical Center	Automotive Technology
	Glen Rose Center	
	Hillsboro Campus	

8. **Add** the class you prefer. Once you click **Add**, the class will be added to your schedule.

Course ID	Course Title	Days	Start Time	End Time	Location	Start Date	Stop Date	Instructor	Credits	Lmt	Enr	
CHEM-1106L.J11	INTRO CHEM I (LAB)	MTWR	10:00AM	12:30PM	INSR205	06/05/2017	07/08/2017	MASADEH, ESMAEEL	.00	24	0	<input type="button" value="Add"/>

Course Notes: [Email Instructor](#)

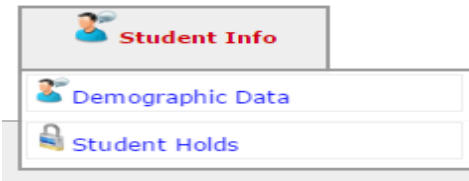
9. To **Drop** a class, view your class schedule and click the **Drop** button next to the class you want to drop.

Course ID	Term Code	Course Title	Meeting Days	Start Time	End Time	Location	Instructor	Credits	
AUMT-1407 .D0B	162S	AUTO ELECTRICAL SYS	MTWRF	08:00AM	11:30AM	CTC3 311	HAMPTON,	4.00	Drop
AUMT-1410 .D0A	162S	AUTO BRAKE SYSTEMS	MTWRF	01:00PM	04:00PM	CTC3 311	HAMPTON,	4.00	Drop



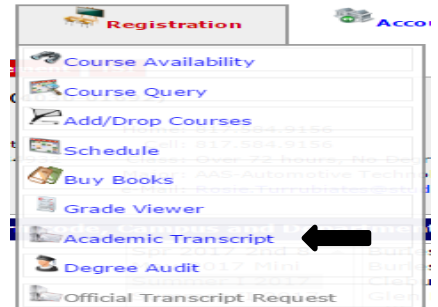
To view/change address

Hover over Student Info tab, select demographic data. To check student holds, select Student Holds.



To view Unofficial Transcript

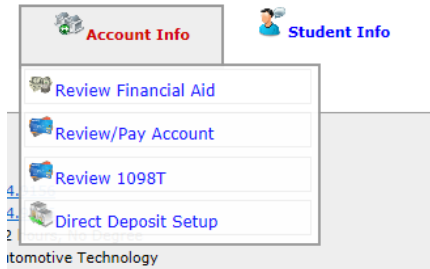
Hover over Registration tab, select Academic Transcript.



To view Financial Aid/Pay your Bill

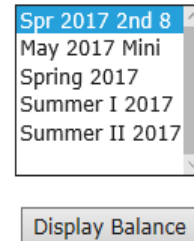
1. Follow steps 1-5, then hover over Account info.

Click Review Financial Aid to view your Financial Aid.
Click Review/Pay Account to View and Pay Account.



2. Select term and click display balance.

Please select a Term from the following list:



3. Under your bill, click the Pay by NBS tab to pay your bill.



Hill County Campus

112 Lamar Street
Hillsboro, TX 76645
(254) 659-7600

Johnson County Campus

2112 Mayfield Parkway
Cleburne, TX 76033
(817) 760-5600

Burleson Campus

103 E Renfro
Burleson, TX 76280
(817) 295-7392