

How to Apply for Hill College Dual Credit Admissions

www.hillcollege.edu

Step 1: www.hillcollege.edu

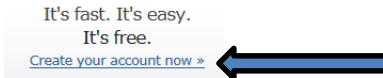


Step 2: Click on the **RED** apply box.

Step 3: Scroll down to bottom of page and click on the **BLUE** apply box.



Step 4: Click on "Create your account now."



Step 5: Fill out the Profile section and save username/password in a safe place

You have successfully saved your ApplyTexas profile.

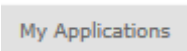
Please note: Saving a profile does not mean that you have completed your application.

Your Username is: **rebe541**

Many applicants do not complete their application in one session. You will need your username and password each time you log on to ApplyTexas. PLEASE WRITE THEM DOWN OR PRINT THIS PAGE FOR YOUR RECORDS.

You may now go to [My Applications](#) to complete an application.

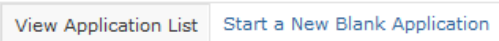
Step 6: Click on the **GREY** "My Applications" tab.



My Account - Application Listing



What would you like to do next?



application details

You don't have any admissions applications. [Create a new application now.](#)

Admissions | **Start a new blank application.**

create a new 4 year university undergraduate admissions application

create a new graduate school admissions application

create a new 2 year college admissions application

Which of these should I choose?

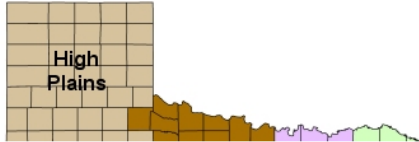
Search for a college by region

Target College: Hill College (Hillsboro)

Search for a college from an alphabetical list

Target College: Hill College (Hillsboro)

continue



Select Hill College (Hillsboro) in both drop down menus

Getting Ready to Start Your Application

select a semester

Semester of Entry Select semester

continue

Select the semester you are applying for

Step 7: Complete the “My Application” section. (Include your SOCIAL SECURITY NUMBER)

1. Enter your U.S. Social Security Number ☆ (See [note](#) below)

Social Security Number (SSN) ●●●●●●

Confirm SSN ●●●●●●

« No spaces, dashes, or letters.

« No spaces, dashes, or letters.

BE SURE TO ENTER YOUR SOCIAL SECURITY NUMBER!!!!!!

2. When were you born? - **REQUIRED**

Enter your date of birth (month, day, year). Do not leave blank; this information is required.

Date of Birth Feb 15 1999

« 4 digit year

3. Full legal name: - **REQUIRED**

Enter your full legal last, first, and middle name. Do not use nicknames or abbreviations because this information will be used for your official record if you enroll. Please do not include diacritical marks such as accents (´) or tildes (~).

Last/Family Name ROWDY

First Name REBEL

Middle Name

educational background

1. **High School You Graduated From or Expect to Graduate From: - REQUIRED**

You will speed the processing of your application by searching for and selecting your high school via the school search button to which you apply.

To begin the school search process, click the school search button, then enter the name of your high school. If you select the "School not found" option at the bottom of the search page.

For U.S. high schools, please be sure to supply both the city and state.

For international high schools, please leave the state field blank and enter the country in the city field.

Search for Your High School

High School Name: **CLICK FIND YOUR HIGH SCHOOL**

High School Code:

High School City or Country:

High School State: Select U.S. state < state, if in U.S.

Expected Graduation Date: Month < 4-digit year

Are you home-schooled? - **REQUIRED**

Yes No

ENTER YOUR EXPECTED GRADUATION DATE

educational information

1. Did you take a Tech Prep course or courses for college credit?

Yes No

SELECT YES ONLY IF YOU HAVE/CURRENTLY TAKEN TECHNICAL COURSE(S) AT YOUR HIGH SCHOOL

2. Please indicate on what basis you are seeking admission. Select the option that is most appropriate. Any/all of these may require additional documentation:

Admission Basis Dual Credit (receiving both high school and college credit)

FIND THIS OPTION AND SELECT IT

3. Please indicate the primary reason for attending classes at this college:

Reason Attending Select

SELECT THE OPTION THAT YOU FEEL DESCRIBES YOU

Step 8: Fill out the **RED** "required" areas on each page

Campus - **REQUIRED**

Which Hill College campus do you plan to attend?

X-High School

HIGH SCHOOL STUDENTS TAKING DUAL CREDIT MUST CHOOSE X-HIGH SCHOOL

Save this question and remain on this page.

Step 9: Submit your completed application to Hill College