

**Hill College  
Investment Report  
For the Quarter Ended August 31, 2023**

Type	Market Value 05/31/23	Book Value 05/31/23	June - August 2023 Activity			Gain / (Loss)	Book Value 08/31/23	Unrealized Gain / Loss	Market Value 08/31/23
			Interest/Dividend Payments	Additions	Deletions				

**OPERATING FUND**

Citizens State Bank MMA	13,427,730.14	9,119,832.46	17,631.78	8,545,456.60	9,195,901.67		8,487,019.17	-	8,487,019.17
TexPool	328.60	324.92	4.45				329.37	-	329.37
LOGIC	5,548,275.91	5,479,797.85	74,122.31				5,553,920.16	-	5,553,920.16
CD-FNBCT	112,567.19	112,362.08	212.41				112,574.49	-	112,574.49
CD-Citizens State Itasca	1,696,753.88	1,692,636.67	4,219.99				1,696,856.66	-	1,696,856.66
<b>Summary</b>									
	<b>\$ 20,785,655.72</b>	<b>\$ 16,404,953.98</b>	<b>\$ 96,190.94</b>	<b>\$ 8,545,456.60</b>	<b>\$ 9,195,901.67</b>	<b>\$ -</b>	<b>\$ 15,850,699.85</b>	<b>\$ -</b>	<b>\$ 15,850,699.85</b>



**Accounts carried by First Clearing  
(Managed by First Dallas Securities)**

Cash and Cash Equivalents	\$ 41,300.31	\$ 41,300.31	\$ 8,764.11	\$ 150,661.20	\$ 194,027.49	\$ -	\$ 6,698.13	\$ -	\$ 6,698.13
<b>Stocks:</b>									
Abbvie Inc	55,184.00	42,936.00					42,936.00	15,848.00	58,784.00
Academy Sports	48,960.00	41,022.84					41,022.84	13,547.16	54,570.00
Alphabet Inc	74,022.00	77,445.46					77,445.46	4,964.54	82,410.00
Amazon	-	-		19,606.92			19,606.92	1,094.58	20,701.50
American Airlines Group Inc	147.80	179.30					179.30	(32.00)	147.30
American Express Company	47,568.00	51,942.00					51,942.00	(4,545.00)	47,397.00
American Eagle Outfitters	11,187.00	28,911.89					28,911.89	(10,255.89)	18,656.00
Apple Inc	815,350.00	652,786.00			42,573.00	14,854.16	610,213.00	197,628.00	807,841.00
Bank of America Corp	47,243.00	73,155.44			30,212.00	(10,667.81)	42,943.44	(14,273.44)	28,670.00
Boeing Co.	71,995.00	71,425.42		23,501.87			94,927.29	8,126.51	103,053.80
Bristol Myers Squibb	22,554.00	20,944.00					20,944.00	633.50	21,577.50
Cinemark Holdings	48,030.00	56,700.00					56,700.00	(7,860.00)	48,840.00
ConocoPhillips	49,650.00	33,900.00					33,900.00	25,615.00	59,515.00
Crocs Inc.	-	-		21,618.66			21,618.66	(2,150.66)	19,468.00
Cracker Barrel Old Country	19,604.00	23,643.89					-	-	-
CVS Health	30,613.50	38,547.00					38,547.00	(9,220.50)	29,326.50
Delta Airlines	36,330.00	34,868.77					34,868.77	8,011.23	42,880.00
Exxon Mobile Corp	51,090.00	29,960.00					29,960.00	25,635.00	55,595.00
FedEx	32,697.00	32,917.45					32,917.45	6,235.55	39,153.00
General Motors	29,169.00	47,565.00					47,565.00	(17,406.00)	30,159.00
Home Depot Inc	113,380.00	132,558.71					132,558.71	(438.71)	132,120.00
JP Morgan Chase & Co	67,855.00	83,040.00					83,040.00	(9,875.00)	73,165.00
Meta Platforms (Facebook)	127,065.60	140,671.53			31,669.85		172,341.38	(725.18)	171,616.20
Microsoft Corp	164,195.00	141,760.00					141,760.00	22,120.00	163,880.00
Netflix.com	-	-					42,653.34	714.66	43,368.00
Nvidia Corp	37,834.00	20,699.00					20,699.00	28,656.00	49,355.00
Palo Alto Networks	-	-			21,791.27		21,791.27	2,538.73	24,330.00
Paycom Software	32,544.75	79,164.17					79,164.17	(46,346.42)	32,817.75
Pioneer Nat Res Co	49,860.00	48,906.52			10,455.74		59,362.26	12,016.74	71,379.00
Qualcomm	22,682.00	33,696.98					33,696.98	(10,790.98)	22,906.00
RMR Grp Inc	172.24	268.64					268.64	(66.40)	202.24
Six Flags Entertainment	30,660.00	53,496.00					53,496.00	(25,944.00)	27,552.00
Southwest Airlines	-	-			11,510.96		11,510.96	(2,030.96)	9,480.00
Union Pacific Corp	19,252.00	20,112.00					20,112.00	1,945.00	22,057.00
United Airlines	23,732.50	25,321.11			11,218.88		36,539.99	(1,672.99)	34,867.00
United Parcel Service	100,200.00	112,056.00					56,028.00	(5,208.00)	50,820.00
United Rentals Inc.	16,689.50	18,967.69					18,967.69	4,859.31	23,827.00
	<b>2,297,516.89</b>	<b>2,269,568.81</b>	<b>-</b>	<b>194,027.49</b>	<b>152,456.89</b>	<b>(1,795.69)</b>	<b>2,311,139.41</b>	<b>211,347.38</b>	<b>2,522,486.79</b>
	<b>2,338,817.20</b>	<b>2,310,869.12</b>	<b>8,764.11</b>	<b>344,688.69</b>	<b>346,484.38</b>	<b>(1,795.69)</b>	<b>2,317,837.54</b>	<b>211,347.38</b>	<b>2,529,184.92</b>

**AUXILIARY FUND**

Citizens State Bank MMA	-	-					-	-	-
CD-Peoples Bank	248,976.00	248,976.00	1,207.11		1,207.11		248,976.00		248,976.00
CD-Pioneer Bank	250,000.00	250,000.00	282.93		282.93		250,000.00		250,000.00
<b>Summary</b>									
	<b>\$ 498,976.00</b>	<b>\$ 498,976.00</b>	<b>\$ 1,490.04</b>	<b>\$ -</b>	<b>\$ 1,490.04</b>	<b>\$ -</b>	<b>\$ 498,976.00</b>	<b>\$ -</b>	<b>\$ 498,976.00</b>

**CERTIFICATIONS:**  
 (1) The Investment Report presented as of August 31, 2023 was prepared in accordance with Chapter 2256 of the Texas Public Funds Investment Act and is in compliance with Hill College's Investment Policy as adopted by the Board of Regents of Hill College, as amended, on August 15, 2023.  
 (2) All funds have been invested in accordance with the investment strategies specified for each separate fund.


  
 Billy Don Curbo  
 Vice President of Administrative Services  
  
 Kathy McVicker  
 Comptroller


**Hill College Endowment Fund  
Investment Report  
For the Quarter Ended August 31, 2023**

Type	Market	Book	June 2023 - August 2023 Activity			Gain / (Loss)	Book	Unrealized	Market
	Value 05/31/23	Value 05/31/23	Interest/Dividend Payments	Additions	Deletions		Value 08/31/23	Gain / Loss	Value 08/31/23
<b>Cash and Cash Alternatives:</b>	309,519.85	309,519.85	12,334.22	678,952.19	640,640.79	-	360,165.47	-	360,165.47
<b>Exchange Traded Funds (ETFs):</b>									
Aberdeen Std Platinum ETF	32,273.50	34,263.00			34,263.00	(4,947.31)	-		-
First Trust Pref Sec Inc ETF	60,059.02	69,976.59					69,976.59	(8,551.73)	61,424.86
Invesco DB Multi-Sector Comm Agri	71,487.24	64,066.33		6,695.40			70,761.73	11,850.27	82,612.00
iShares Trust Select Div ETF	65,100.00	73,208.77					73,208.77	(5,096.77)	68,112.00
Select Sector SPDR Trust SBI Healthcare	-	-		20,380.40			20,380.40	(398.90)	19,981.50
Select Sector SPDR Trust Energy	18,764.55	18,937.84					18,937.84	2,847.56	21,785.40
SPDR Gold Shares ETF	125,800.80	115,291.85		10,898.38			126,190.23	8,824.77	135,015.00
Vaneck Vectors ETF Tr Oil Service	40,718.70	48,434.05		4,049.86			52,483.91	8,847.49	61,331.40
	-	-					-		-
	414,203.81	424,178.43	-	42,024.04	34,263.00	(4,947.31)	431,939.47	18,322.69	450,262.16
<b>Fixed Income:</b>									
United States Treasury Bonds	826,728.56	820,962.05	74.78	601,051.85	587,295.95	-	834,717.95	7,498.49	842,216.44
	826,728.56	820,962.05	74.78	601,051.85	587,295.95	-	834,717.95	7,498.49	842,216.44
<b>Mutual Funds:</b>									
American Funds Bond Fund of Amer	126,483.16	155,000.00	-				155,000.00	(31,388.95)	123,611.05
Pimco Investments Total Return	108,824.49	137,000.00	-				137,000.00	(29,957.44)	107,042.56
Pimco FDS MF	167,613.86	190,211.44	-				190,211.44	(22,112.21)	168,099.23
Ranger Funds RG Gold+ Inst	-	-	-				-	-	-
	402,921.51	482,211.44	-	-	-	-	482,211.44	(83,458.60)	398,752.84
<b>Stocks:</b>									
Antero Resources Corp	14,287.00	23,911.93			23,911.93	(4,389.12)	-		-
Baxter International	35,630.00	40,677.12			40,677.12	(1,249.89)	-		-
BP Prudhoe Bay Royalty	6,025.00	22,723.19		880.63			23,603.82	(15,120.07)	8,483.75
Exxon Mobil Corporation	43,426.50	32,549.30					32,549.30	14,706.45	47,255.75
Kinder Morgan Inc.	62,023.50	63,923.71					63,923.71	2,373.29	66,297.00
Pimco Dynamic Credit Income	-	-	-				-	-	-
	161,392.00	183,785.25	-	880.63	64,589.05	(5,639.01)	120,076.83	1,959.67	122,036.50
	<b>\$ 2,114,765.73</b>	<b>\$ 2,220,657.02</b>	<b>\$ 12,409.00</b>	<b>\$ 1,322,908.71</b>	<b>\$ 1,326,788.79</b>	<b>\$ (10,586.32)</b>	<b>\$ 2,229,111.16</b>	<b>\$ (55,677.75)</b>	<b>\$ 2,173,433.41</b>

**CERTIFICATIONS:**

- (1) The Investment Report presented as of August 31, 2023 was prepared in accordance with Chapter 2256 of the Texas Public Funds Investment Act and is in compliance with Hill College's Investment Policy as adopted by the Board of Regents of Hill College, as amended, on August 15, 2023.
- (2) All funds have been invested in accordance with the investment strategies specified for each separate fund.

  
 Billy Don Curbo  
 Vice President of Administrative Services

  
 Kathy McVicker  
 Comptroller